

**RUSH
WITT &
WILSON**



**69 Reginald Road, Bexhill-On-Sea, East Sussex TN39 3PQ
£259,000**

A three bedroom mid terrace, spacious Victorian house, two receptions rooms, kitchen/ breakfast room, gas central heating system, double glazed windows and doors, private front & westerly facing rear garden, vacant possession, in need of refurbishment. Viewing comes highly recommended by RWW sole agents. Council Tax Band B.



Entrance Hall

With entrance door, double radiator, single radiator, under stair storage cupboard

Living Room

14'7" x 11'5" (4.45 x 3.49)

Bay window to front elevation, single radiator, Victorian style fire place, double radiator, window to the rear.

Dining Room**Kitchen/ Breakfast Room**

15'8" x 9'8" (4.79 x 2.95)

Window to rear elevation, door to side, single radiator, fitted kitchen with a range of wall and base level units, single drainer sink with mixer tap, gas hob, extractor canopy and light, oven and grill, plumbing for washing machine.

First Floor Landing

Access to roof space, single radiator, built in cupboard and shelf

Bedroom One

15'5" x 13'11" (4.72 x 4.25)

Bay window to the front, double radiator, built in wardrobe cupboards, exposed brick, overhead storage cupboards.

Bedroom Two

9'2" x 11'9" (2.80 x 3.59)

Single radiator, window to rear elevation.

Bedroom Three

10'2" x 10'5" (3.1 x 3.20)

Double radiator, window to rear elevation, built in airing cupboard

Bathroom

Suite comprising w/c low level flush, peddle stall mounted wash hand basin, panelled bath with hand shower attachment, double radiator, obscured glass window to side elevation.

Outside**Front Garden**

Mainly used for wheelie bin storage.

Rear Garden

West facing, mainly patioed for low maintenance, enclosed with retaining walls, rear access.

Agents Note

None of the services or appliances mentioned in these sale particulars have been tested. It should also be noted that measurements quoted are given for guidance only and are approximate and should not be relied upon for any other purpose.



GROUND FLOOR
503 sq.ft. (46.7 sq.m.) approx.

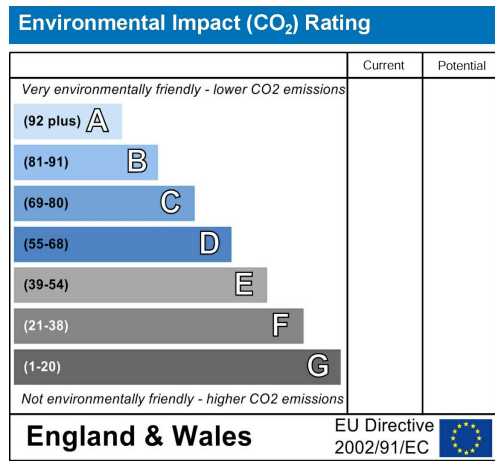
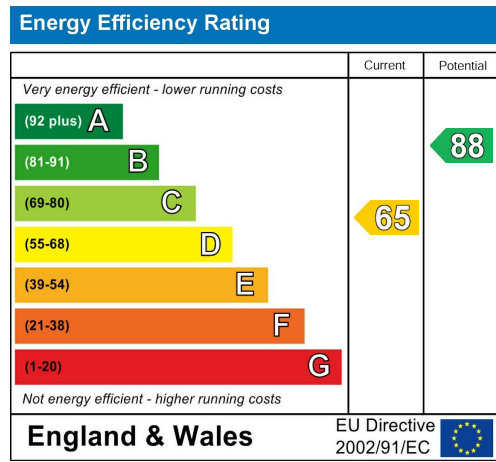
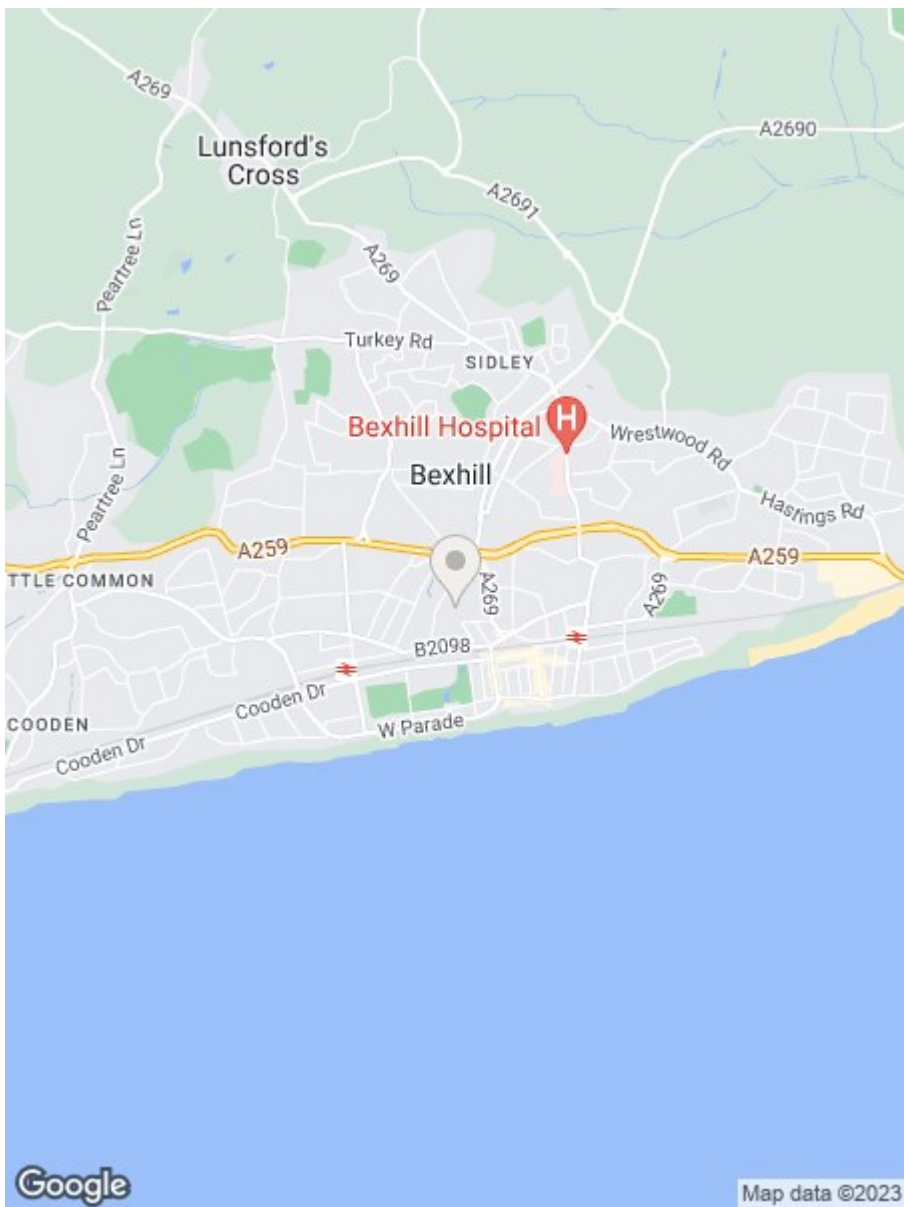


1ST FLOOR
506 sq.ft. (47.0 sq.m.) approx.



TOTAL FLOOR AREA: 1009 sq.ft. (93.8 sq.m.) approx.

Whilst every attempt has been made to ensure the accuracy of the floorplan contained here, measurements of doors, windows, rooms and any other items are approximate and no responsibility is taken for any error, omission or mis-statement. This plan is for illustrative purposes only and should be used as such by any prospective purchaser. The services, systems and appliances shown have not been tested and no guarantee as to their operability or efficiency can be given.
Made with Metropix ©2023



**RUSH
WITT &
WILSON**

**Residential Estate Agents
Lettings & Property Management**



**3 Devonshire Road
Bexhill-on-Sea
East Sussex
TN40 1AH
Tel: 01424 225588
bexhill@rushwittwilson.co.uk
www.rushwittwilson.co.uk**